


IMPACT ACOUSTIC®



# Vertigo

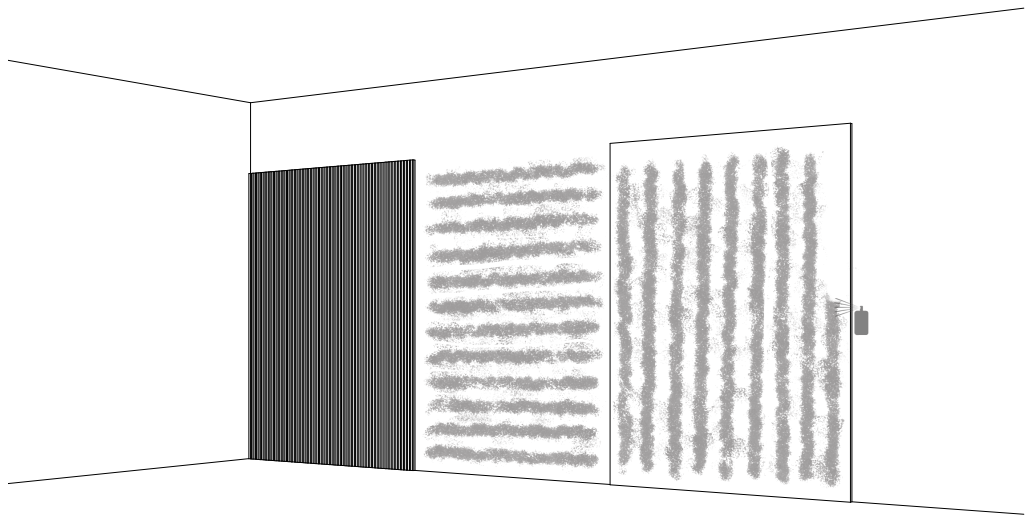
## Wall Covering

# Vertigo

## Wall Covering

### 1

For mounting the wall panels, we recommend our spray contact glue. For this purpose, the glue is applied cross-wise at a distance of approx. 200mm, for example on the wall vertically and directly on the panel horizontally. A slightly visible film of adhesive is sufficient.

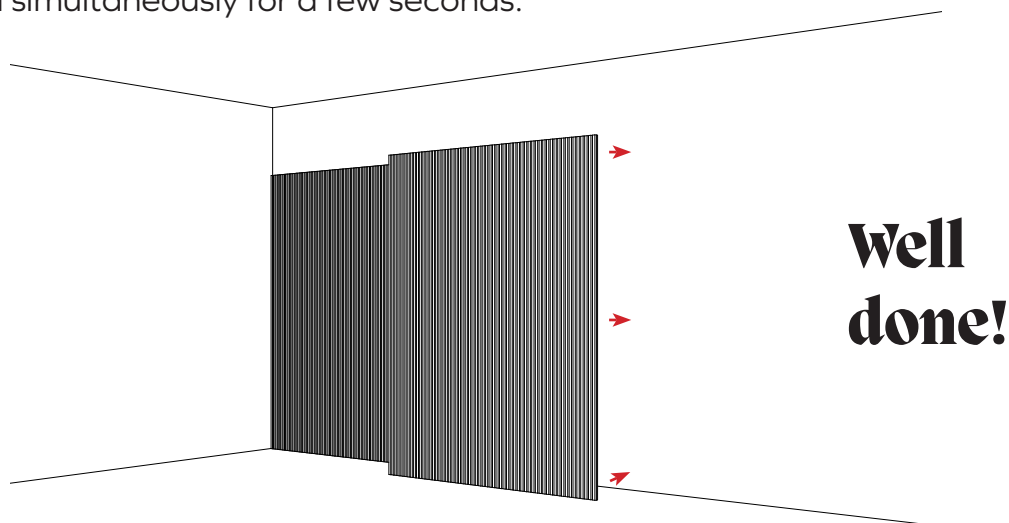


#### Note

Please treat the surface with a primer before mounting.

### 2

After alignment of the wall element, the entire surface must be pressed simultaneously for a few seconds.



#### Note

Wall panels with V-Cuts can be easily attached together and shortened without the joint becoming visible.